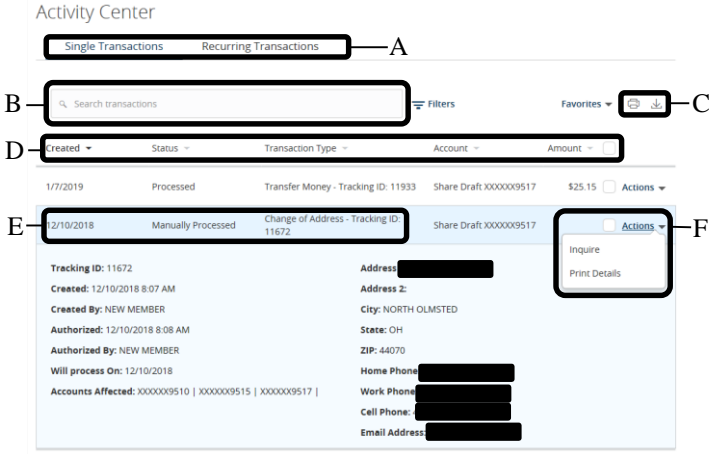





# Activity Center

## Activity Center Overview

All transactions initiated through Online or Mobile Banking appear in the Activity Center. This includes all single and recurring transactions, deposited checks, and stop payments.



Choose **Activity Center**.

- A. Click an appropriate tab at the top to view **Single Transactions**, **Recurring Transactions** or **Deposited Checks**.
- B. Use the search bar to find transactions within that account.
- C. Print the Activity Center page by clicking the  icon. Export your transactions into a different format by clicking the  icon.
- D. Click the  icon next to the Created, Status, Transaction Type, Account or Amount columns to sort transactions.
- E. Click on a transaction to view more details.
- F. Select Actions to perform additional functions