

Getting Started

Resetting A Forgotten Password

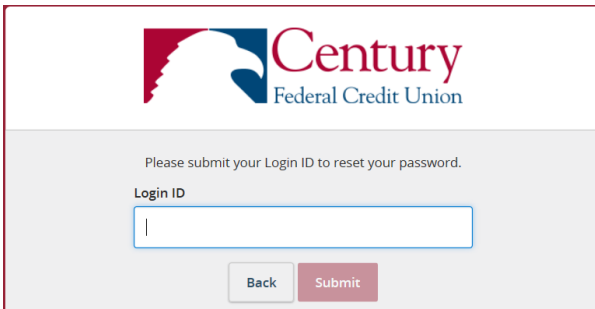
If you happen to forget your password, you can easily re-establish a new one from the Century Federal home page—no need to call us!



1. Click **Log In** at the top of www.CenFedCU.org.




2. Click **Forgot your password?**



3. Enter your **Login ID** and click **Submit**.

NOTE: You may not be able to change your password with this utility if your Login ID is locked out. If that happens, contact our Member Service Center at 216-535-3200.

Choose a contact method you can easily access. Add additional contact options in Security Preferences under Settings, once you have logged in. X



Please select a target:

I have a Secure Access Code

Call me : (000) 000-0000

Text me : (000) 000-0000


5. Enter the Secure Access Code and click **Submit**.

The secured access code you requested will only be valid for 15 minutes after it is sent. X



Enter your Secure Access Code

6. Create a new password (based on the password requirements listed) and click **Submit**.



Please set your new password:

Password must be at least 8 characters long.

Password can be no more than 20 characters long.

Password must contain a minimum of 1 number.

Password must contain a minimum of 1 lower case character.

Password must contain a minimum of 1 upper case character.

Password may not be the same as last 10 passwords.