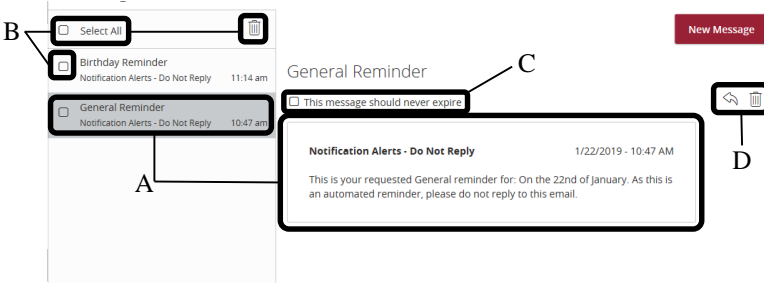




Messages

Secure Message Overview

If you have questions about your accounts or need to speak with someone at Century Federal, Secure Messages allows you to communicate directly with a Century Federal Member Service representative. From the Messages page, you can find replies, old messages or create new conversations.

Click the **Messages** tab.



- A. Click on a message to open it. Messages are displayed on the left side of the screen.
- B. Delete multiple messages by checking the box next to the corresponding messages or check the box next to “Select All” and click the  icon.
- C. Messages automatically delete after a certain time. Check the box next to “This message should never expire” to prevent that message from being erased.
- D. Delete an opened message by clicking the  icon or reply by clicking the icon.