

Transfer/Pay


Quick Pay P2P

Send Money

Send Money

It is quick, easy and totally secure to send money. Try it today!

Send money to recipient's email or mobile number



Recipient receives notification and link to website to collect


Note: you need a Century Federal Debit or ATM card to send money

Daily Point of Sale (POS) limits apply. Refer to the Electronic Funds Transfer Agreement & Disclosure.

[Send Money](#)

1. In the left hand navigation, click **Quick Pay P2P**.
2. Click **Send Money**.
3. A disclosure will appear; read the disclosure and click **Agree**.

Confirm Terms & Conditions



Please confirm that you have read and agree to the Send Money Terms and Conditions

[Cancel](#) [Agree](#)

4. Click **Agree**.
5. You will be asked to verify your debit card information on your first transfer.

Verify Debit Card

Your security is important to us. Please verify your debit card information here.

Debit Card Number [Show](#) Expiration Date

Month Year

Nickname (optional)

[Continue](#)

6. Fill in the relevant information.

Send Money

[Send](#) [History](#) [Manage Cards](#)

Recipient Name Email or Mobile #

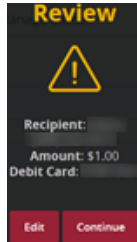
Amount 0.00 Debit Card

ATM 3203 [+ Add a card](#)

Memo

[Reset](#) [Continue](#)

7. Review the information.



8. Click **Continue**.

9. Verify your PIN (note: the numbers will be randomized with each selection).



10. Click **Submit**.



11. This screen appears if it is successful.